



PINNACLE ANALYTICS

Potency Results

Sample Name: *Pink Starbust*
Client: MOON BUZZ INC

Pinnacle-Analytics.com
3549 Lear Way, Suite 101
Medford OR 97504
P:(541)300-8217

Sample ID: rC-H-302-E1862

Date Sampled: 12/09/2024

Matrix: Pre Rolls

Date Reported: 12/13/2024

Prep Analyst: William

Client License: N/A

Analysis Method: 0668534+1 H4 5-24-2024 #1.lcm

For R&D Purposes Only

Sampling Method: N/A

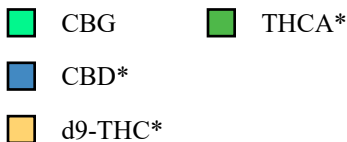
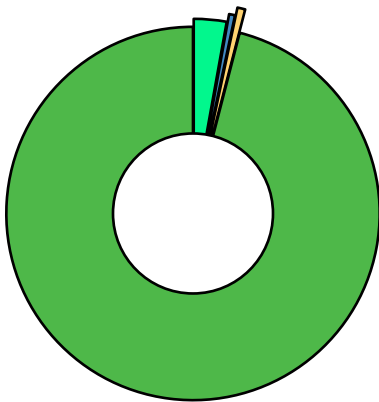
Reference Method: JCB 2009: HPLC/DAD

Analysis Batch: 12/09/2024 H4 373, 382, 389, 441 Pre Rolls


| | |
|-------------------------|--------|
| Total THC | 17.9% |
| Total CBD | 0.141% |
| Moisture Content | 6.5% |

| Cannabinoid | % Weight | mg/g |
|---------------------------|-------------|--------------|
| CBDVA | <LOQ | <LOQ |
| CBDV | <LOQ | <LOQ |
| CBDA* | <LOQ | <LOQ |
| CBGA | <LOQ | <LOQ |
| CBG | 0.773 | 7.73 |
| CBD* | 0.141 | 1.41 |
| THCV | <LOQ | <LOQ |
| CBN | <LOQ | <LOQ |
| d9-THC* | 0.185 | 1.85 |
| d8-THC* | <LOQ | <LOQ |
| CBC | <LOQ | <LOQ |
| THCA* | 17.9 | 179.0 |
| Total Cannabinoids | 27.3 | 273.0 |

*ORELAP Accredited Analyte
Limit Of Quantitation: 0.1%, analyte not measured



These test results may not be altered or reproduced except in full without the permission of Pinnacle Analytics. These results were generated following the Oregon Administrative Rules and in accordance with the NELAP Institute under ORELAP License #4152
Report generated by Routine_Potency_Rev13_8-1-2023


Kris Ford, PhD
Lab Director



PINNACLE — ANALYTICS —

Quality Control Results

Analyst: William

Analysis Batch: 12-09-2024 H4 373, 382, 389, 441 Pre Rolls

Pinnacle-Analytics.com
3549 Lear Way, Suite 101
Medford OR 97504
P:(541)300-8217

| | Duplicate RPD | | LCS % Recovery | | Method Blank | |
|---------------|---------------|-------|----------------|---------|--------------|-------|
| | H-0-E4098-b | Limit | C-FL-091324 | Limits | C-FB-091324 | Limit |
| CBDA | 2.38% | 10% | 98.6% | 90-110% | <LOQ/2 | LOQ/2 |
| CBD | 1.93% | 30% | 97.0% | 90-110% | <LOQ/2 | LOQ/2 |
| d9-THC | <LOQ% | 30% | 97.8% | 90-110% | <LOQ/2 | LOQ/2 |
| d8-THC | <LOQ% | 30% | 96.0% | 90-110% | <LOQ/2 | LOQ/2 |
| THCA | <LOQ% | 30% | 98.4% | 90-110% | <LOQ/2 | LOQ/2 |

RPD: Relative Percent Difference between unknown sample and its duplicate

LCS: Laboratory Control Sample with known concentration

Case Comments: There were no divergences from ordinary Quality Control procedures or SOPs.



These test results may not be altered or reproduced except in full without the permission of Pinnacle Analytics. These results were generated following the Oregon Administrative Rules and in accordance with the NELAP Institute under ORELAP License #4152
Report generated by Routine_Potency_Rev13_8-1-2023

Kris Ford, PhD
Lab Director