

Potency Results

Sample Name: COOKIES AND CREAM
Client: Moonbuzz INC

Pinnacle-Analytics.com
 3549 Lear Way, Suite 101
 Medford OR 97504
 P:(541)300-8217

Sample ID: rC-H-302-E1944

Date Sampled: 10/23/2024
 Date Reported: 10/26/2024
 Client License: N/A
 For R&D Purposes Only

Matrix: CHOCOLATE BITES

Prep Analyst: Ben

Analysis Method: 0668534+1 H4 5-24-2024 #1.lcm

Sampling Method: N/A

Reference Method: JCB 2009: HPLC/DAD

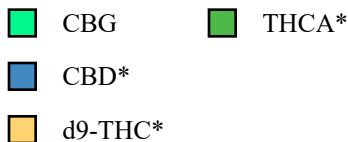
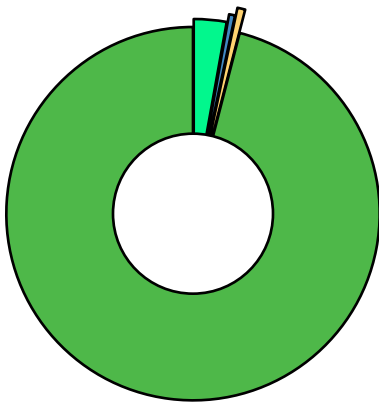
Analysis Batch: 10-23-2024 H4 373, 382, 389, 441 CHOCOLATE BITES

Total THC	20.4%
Total CBD	0.141%
Moisture Content	6.5%

Cannabinoid	% Weight	mg/g
CBDVA	<LOQ	<LOQ
CBDV	<LOQ	<LOQ
CBDA*	<LOQ	<LOQ
CBGA	<LOQ	<LOQ
CBG	0.773	7.73
CBD*	0.141	1.41
THCV	<LOQ	<LOQ
CBN	<LOQ	<LOQ
d9-THC*	0.185	1.85
d8-THC*	<LOQ	<LOQ
CBC	<LOQ	<LOQ
THCA*	20.4	204.0
Total Cannabinoids	27.3	273.0

*ORELAP Accredited Analyte

Limit Of Quantitation: 0.1%, analyte not measured



These test results may not be altered or reproduced except in full without the permission of Pinnacle Analytics. These results were generated following the Oregon Administrative Rules and in accordance with the NELAP Institute under ORELAP License #4152
 Report generated by Routine_Potency_Rev13_8-1-2023



Kris Ford, PhD
 Lab Director



PINNACLE — ANALYTICS —

Quality Control Results

Analyst: Ben

Pinnacle-Analytics.com
3549 Lear Way, Suite 101
Medford OR 97504
P:(541)300-8217

Analysis Batch: 10-23-2024 H4 373, 382, 389, 441 CHOCOLATE BITES

	Duplicate RPD		LCS % Recovery		Method Blank	
	H-0-E4098-b	Limit	C-FL-091324	Limits	C-FB-091324	Limit
CBDA	2.38%	10%	98.6%	90-110%	<LOQ/2	LOQ/2
CBD	1.93%	30%	97.0%	90-110%	<LOQ/2	LOQ/2
d9-THC	<LOQ%	30%	97.8%	90-110%	<LOQ/2	LOQ/2
d8-THC	<LOQ%	30%	96.0%	90-110%	<LOQ/2	LOQ/2
THCA	<LOQ%	30%	98.4%	90-110%	<LOQ/2	LOQ/2


RPD: Relative Percent Difference between unknown sample and its duplicate

LCS: Laboratory Control Sample with known concentration

Case Comments: There were no divergences from ordinary Quality Control procedures or SOPs.



These test results may not be altered or reproduced except in full without the permission of Pinnacle Analytics. These results were generated following the Oregon Administrative Rules and in accordance with the NELAP Institute under ORELAP License #4152
Report generated by Routine_Potency_Rev13_8-1-2023


Kris Ford, PhD
Lab Director